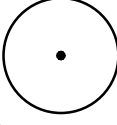
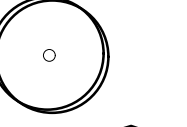

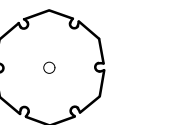
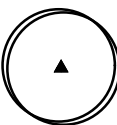










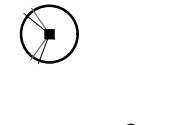
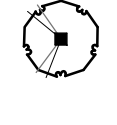













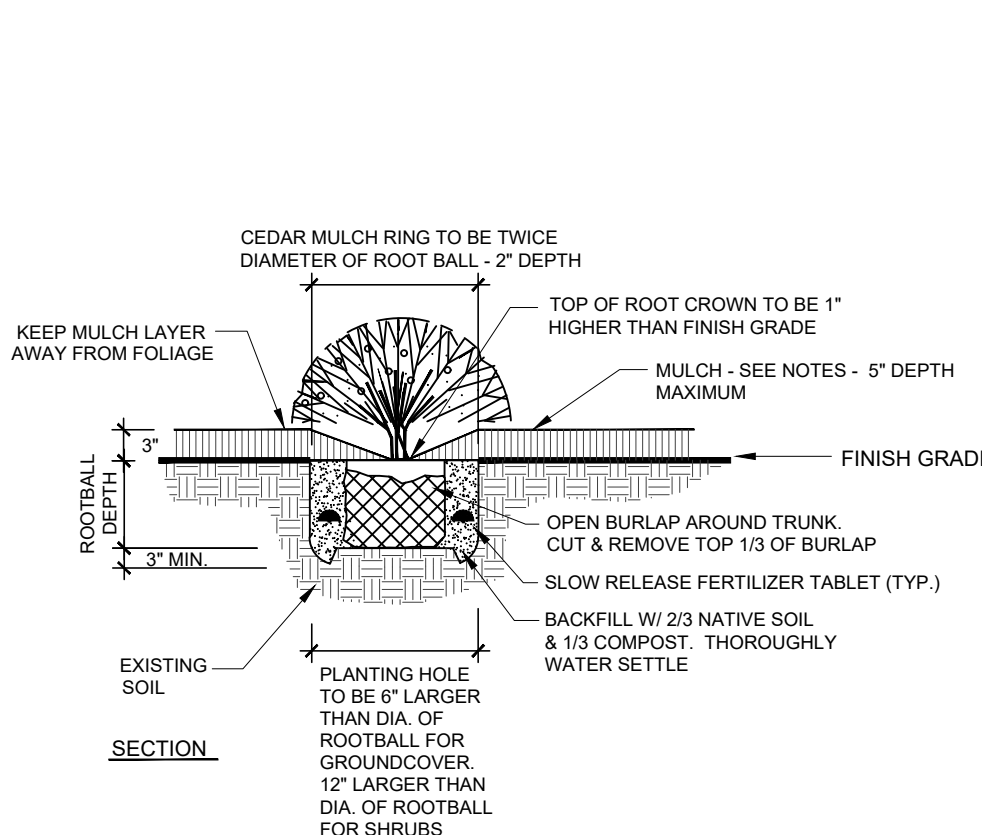


Landscape Schedule:

| DECIDUOUS TREES | QTY | BOTANICAL / COMMON NAME | SIZE | HEIGHT | WIDTH | BIODIVERSITY | REMARKS |
|---|-----|---|---------------------|--------|-------|--------------|--|
|  | 82 | Catalpa speciosa Western Catalpa | 2.0" cal. BB | 50' | 40' | 6.5% | WELL BRANCHED W/ STRAIGHT TRUNK & CENTRAL LEADER |
|  | 108 | Celtis occidentalis Western Hackberry | 2.0" cal. BB | 60' | 50' | 8.6% | WELL BRANCHED W/ STRAIGHT TRUNK & CENTRAL LEADER |
|  | 98 | Gleditsia triacanthos inermis 'Shademaster' Shademaster Honeylocust | 2.0" cal. BB | 50' | 40' | 7.8% | WELL BRANCHED W/ STRAIGHT TRUNK & CENTRAL LEADER |
|  | 104 | Gymnocladus dioicus 'Espresso' Seedless Kentucky Coffeetree | 2.0" cal. BB | 60' | 50' | 8.3% | WELL BRANCHED W/ STRAIGHT TRUNK & CENTRAL LEADER |
|  | 63 | Platanus x acerifolia 'Exclamation' Exclamation Planetree | 2.0" cal. BB | 60' | 30' | 5% | WELL BRANCHED W/ STRAIGHT TRUNK & CENTRAL LEADER |
|  | 97 | Quercus macrocarpa Bur Oak | 2.0" cal. BB | 80' | 70' | 7.7% | WELL BRANCHED W/ STRAIGHT TRUNK & CENTRAL LEADER |
|  | 101 | Quercus robur English Oak | 2.0" cal. BB | 60' | 40' | 8% | WELL BRANCHED W/ STRAIGHT TRUNK & CENTRAL LEADER |
|  | 85 | Tilia americana 'Redmond' Redmond Linden | 2.0" cal. BB | 50' | 40' | 6.8% | WELL BRANCHED W/ STRAIGHT TRUNK & CENTRAL LEADER |
|  | 99 | Ulmus davidiana japonica 'Discovery' Discovery Elm | 2.0" cal. BB | 50' | 50' | 7.9% | WELL BRANCHED W/ STRAIGHT TRUNK & CENTRAL LEADER |
| EVERGREEN TREES | QTY | BOTANICAL / COMMON NAME | SIZE | HEIGHT | WIDTH | BIODIVERSITY | REMARKS |
|  | 62 | Picea pungens 'Bakeri' Bakeri Spruce | 6' B&B | 40' | 20' | 4.9% | WELL BRANCHED W/ STRAIGHT TRUNK & CENTRAL LEADER |
|  | 61 | Pinus nigra Austrian Pine | 6' B&B | 60' | 40' | 4.8% | WELL BRANCHED W/ STRAIGHT TRUNK & CENTRAL LEADER |
|  | 51 | Pinus ponderosa Ponderosa Pine | 6' B&B | 80' | 40' | 4% | WELL BRANCHED W/ STRAIGHT TRUNK & CENTRAL LEADER |
| ORNAMENTAL TREES | QTY | BOTANICAL / COMMON NAME | SIZE | HEIGHT | WIDTH | BIODIVERSITY | REMARKS |
|  | 55 | Acer ginnala 'Flame' Amur Maple | 1.5" cal. BB | 20' | 20' | 4.4% | WELL BRANCHED W/ STRAIGHT TRUNK & CENTRAL LEADER |
|  | 47 | Amelanchier x grandiflora 'Autumn Brilliance' 'Autumn Brilliance' Serviceberry | Multi-Stem 6' Clump | 25' | 20' | 3.7% | WELL BRANCHED W/ STRAIGHT TRUNK & CENTRAL LEADER |
|  | 43 | Malus x 'Royal Raindrops' Royal Raindrops Crabapple | 1.5" cal. BB | 20' | 15' | 3.4% | WELL BRANCHED W/ STRAIGHT TRUNK & CENTRAL LEADER |
|  | 54 | Pyrus calleryana 'Chanticleer' Chanticleer Pear | 1.5" cal. BB | 35' | 15' | 4.3% | WELL BRANCHED W/ STRAIGHT TRUNK & CENTRAL LEADER |
|  | 37 | Syringa reticulata Japanese Tree Lilac | 1.5" cal. BB | 25' | 20' | 2.9% | WELL BRANCHED W/ STRAIGHT TRUNK & CENTRAL LEADER |
| DECIDUOUS SHRUBS | QTY | BOTANICAL / COMMON NAME | SIZE | HEIGHT | WIDTH | HYDROZONE | REMARKS |
|  | 11 | Amelanchier alnifolia 'Regent' Regent Serviceberry | 5 gal. | 6' | 6' | | 24" (h) FULL SPECIMEN, EVENLY AND WELL BRANCHED |
|  | 31 | Aronia arbutifolia 'Brilliantissima' Brilliant Red Chokeberry/Red Chokeberry | 5 gal. | 8' | 6' | | 24" (h) FULL SPECIMEN, EVENLY AND WELL BRANCHED |
|  | 8 | Buddleja alternifolia 'Argentea' Silver Fountain Butterfly Bush | 5 gal. | 12' | 10' | | 12" (h) FULL SPECIMEN, EVENLY AND WELL BRANCHED |
|  | 78 | Buddleja davidii nanhoensis 'Monum' TM Petite Plum Dwarf Butterfly Bush | 5 gal. | 5' | 5' | | 24" (h) FULL SPECIMEN, EVENLY AND WELL BRANCHED |
|  | 60 | Caryopteris x clandonensis 'Blue Mist' Blue Mist Spirea | 5 gal. | 4' | 4' | | 24" (h) FULL SPECIMEN, EVENLY AND WELL BRANCHED |
|  | 10 | Cornus baileyi Bailey's Red-twig Dogwood | 5 gal. | 6' | 6' | | 24" (h) FULL SPECIMEN, EVENLY AND WELL BRANCHED |
|  | 6 | Euonymus alatus 'Compactus' Compact Burning Bush | 5 gal. | 8' | 8' | | 24" (h) FULL SPECIMEN, EVENLY AND WELL BRANCHED |
|  | 30 | Perovskia atriplicifolia Russian Sage | 5 gal. | 4' | 4' | | 24" (h) FULL SPECIMEN, EVENLY AND WELL BRANCHED |
|  | 43 | Physocarpus monogynus Mountain Ninebark | 5 gal. | 4' | 4' | | 24" (h) FULL SPECIMEN, EVENLY AND WELL BRANCHED |
|  | 19 | Prunus besseyi 'Pawnee Buttes' Pawnee Buttes Sand Cherry | 5 gal. | 2.5' | 6' | | 24" (h) FULL SPECIMEN, EVENLY AND WELL BRANCHED |
|  | 30 | Rhus aromatica 'Gro-Low' Gro-Low Fragrant Sumac | 5 gal. | 1.5' | 6' | | 8" (h) FULL SPECIMEN, EVENLY AND WELL BRANCHED |
|  | 27 | Ribes aureum Golden Currant | 5 gal. | 5' | 5' | | 24" (h) FULL SPECIMEN, EVENLY AND WELL BRANCHED |
|  | 62 | Syringa patula 'Miss Kim' Miss Kim Lilac | 5 gal. | 5' | 5' | | 24" (h) FULL SPECIMEN, EVENLY AND WELL BRANCHED |

Planting Details

GROUND COVER & SHRUB PLANTING DETAIL

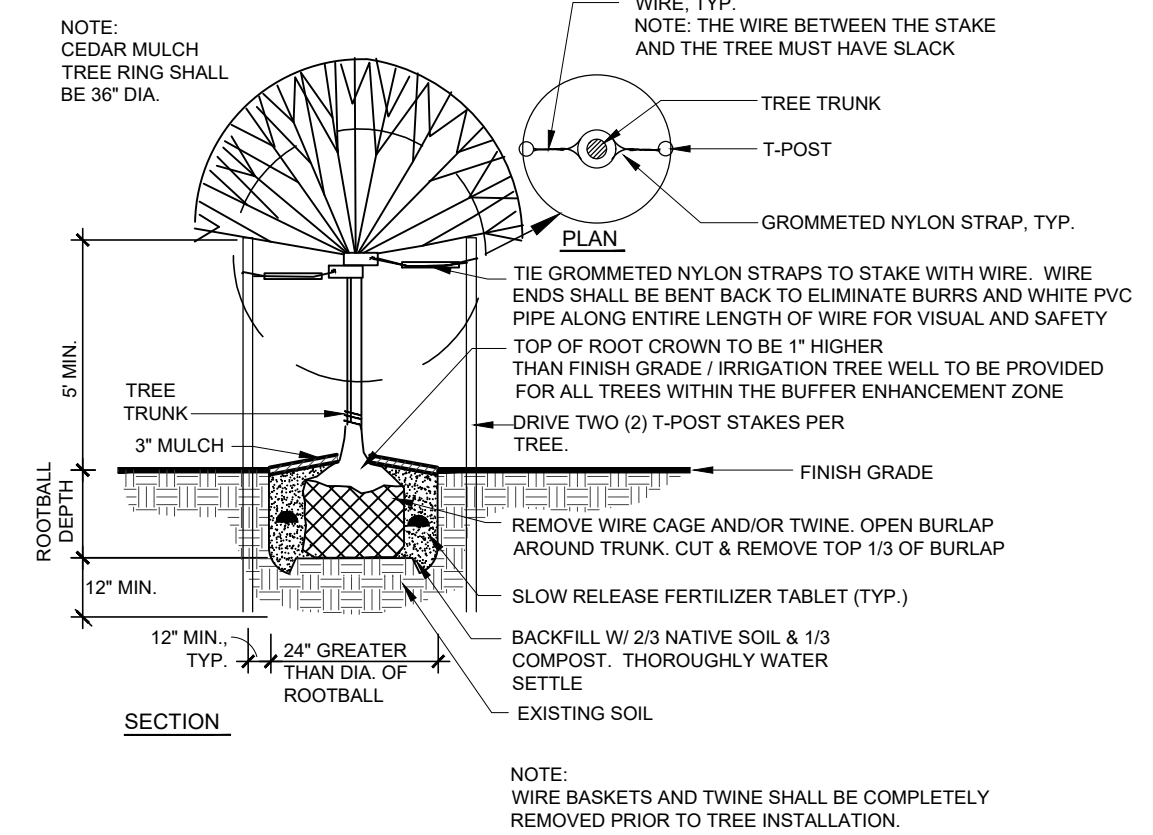


Native Grass Seed Mix

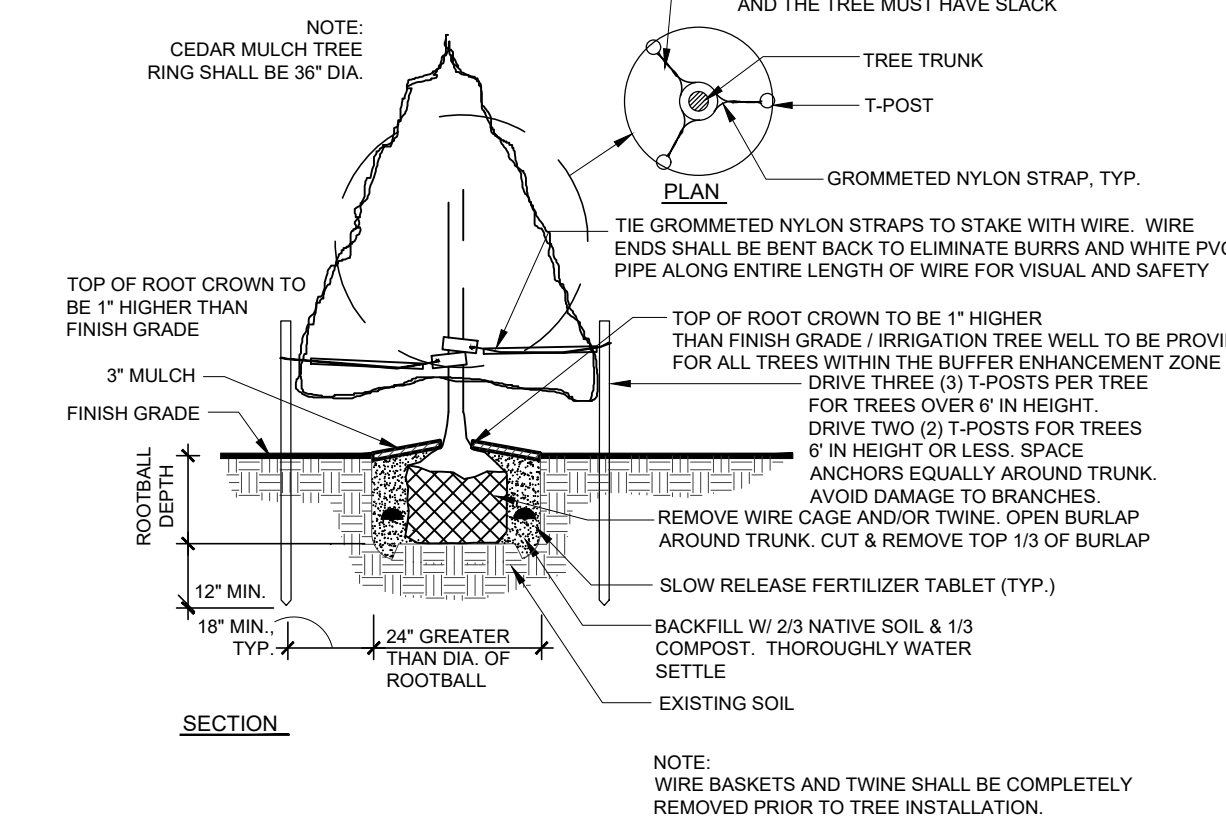
- SEED SHALL BE AS MANUFACTURED BY ARKANSAS VALLEY SEED SOLUTIONS, 4625 COLORADO BOULEVARD, DENVER, CO 80216, (877) 957-3337.
- SEED SHALL BE A MIXTURE THAT MATCHES THE FOLLOWING:

| COMMON NAME | % |
|---------------------|-----|
| ANNUAL RYEGRASS | 20% |
| SLENDER WHEATGRASS | 15% |
| CRESTED WHEATGRASS | 12% |
| MOUNTAIN BROME | 10% |
| HARD FESCUE | 10% |
| CANADA BLUEGRASS | 10% |
| SIDE-OATS GRAMA | 6% |
| BIG BLUESTEM | 5% |
| BLUE GRAMA (COATED) | 5% |
| SAND DROPSEED | 1% |
- DRILLED APPLICATION RATE: 25.0 LBS (PLS) PER ACRE (0.57 LBS / 1000 SF MULCH IN ALL NATIVE SEED AREAS.
- IMMEDIATELY FOLLOWING THE RAKING OPERATION, ADD STRAW MULCH TO THE SEEDED AREAS.
- APPLY STRAW MULCH AT A MINIMUM OF 1.5 TONS PER ACRE OF AIR DRY MATERIAL. SPREAD STRAW MULCH UNIFORMLY OVER THE AREA WITH MECHANICAL MULCH SPREADER / CRUMPER. DO NOT MULCH WHEN WIND VELOCITY EXCEEDS 10 MPH.
- WHEREVER THE USE OF CRIMPING EQUIPMENT IS PRACTICAL, PLACE MULCH IN THE MANNER NOTED ABOVE AND ANCHOR IT INTO THE SOIL. USE A DISC SUCH AS A MULCH TILLER, WITH A FLAT SERRATED DISC AT LEAST 1/4 INCH IN THICKNESS, HAVING DULL EDGES, AND SPACE NO MORE THAN 9 INCHES APART, WITH DISCS OF SUFFICIENT DIAMETER TO PREVENT THE FRAME OF THE EQUIPMENT FROM DRAGGING THE MULCH. ANCHOR MULCH A MINIMUM DEPTH OF 2 INCHES AND ACROSS THE SLOPE WHERE PRACTICAL WITH NO MORE THAN TWO PASSES OF THE ANCHORING EQUIPMENT.
- IMMEDIATELY UPON COMPLETION OF THE MULCHING AND BINDING OPERATION, THE SEEDED AREAS SHALL BE IRRIGATED, KEEPING THE TOP 2 INCHES OF SOIL EVENLY MOIST UNTIL SEED HAS UNIFORMLY GERMINATED AND GROWN TO A HEIGHT OF 2-INCHES.
- WATERING APPLICATION SHALL BE DONE IN A MANNER WHICH WILL PROVIDE UNIFORM COVERAGE BUT WHICH WILL NOT CAUSE EROSION, MOVEMENT, OR DAMAGE TO THE FINISHED SURFACE.

DECIDUOUS TREE PLANTING DETAIL



CONIFER TREE PLANTING DETAIL

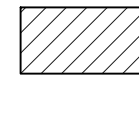

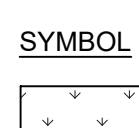

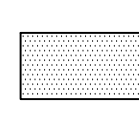






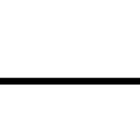



Rocky Mountain Wildflower Seed Mix

- SEED SHALL BE AS MANUFACTURED BY ARKANSAS VALLEY SEED SOLUTIONS, 4625 COLORADO BOULEVARD, DENVER, CO 80216, (877) 957-3337.
- SEED SHALL BE A MIXTURE THAT MATCHES THE FOLLOWING:

| COMMON NAME | % | COMMON NAME | % |
|-----------------------|----|-----------------------|----|
| PERENNIAL GALLIARDIA | 4% | PERENNIAL GALLIARDIA | 4% |
| ANNUAL GALLIARDIA | 3% | ANNUAL GALLIARDIA | 3% |
| AFRICAN DAISY | 3% | AFRICAN DAISY | 3% |
| BLACK-EYED SUSAN | 3% | BLACK-EYED SUSAN | 3% |
| BABY'S BREATH | 3% | BABY'S BREATH | 3% |
| BLUE FLAX | 2% | BLUE FLAX | 2% |
| SWEET ALYSSUM | 2% | SWEET ALYSSUM | 2% |
| CALIFORNIA POPPY | 2% | CALIFORNIA POPPY | 2% |
| WALL FLOWER, SIBERIAN | 2% | WALL FLOWER, SIBERIAN | 2% |
| PRAIRIE CONEFLOWER | 2% | PRAIRIE CONEFLOWER | 2% |
| PLAINS CONEFLOWER | 2% | PLAINS CONEFLOWER | 2% |
| GARLAND DAISY | 2% | GARLAND DAISY | 2% |
- DRILLED APPLICATION RATE: 25.0 LBS (PLS) PER ACRE (0.57 LBS / 1000 SF MULCH IN ALL NATIVE SEED AREAS.
- IMMEDIATELY FOLLOWING THE RAKING OPERATION, ADD STRAW MULCH TO THE SEEDED AREAS.
- APPLY STRAW MULCH AT A MINIMUM OF 1.5 TONS PER ACRE OF AIR DRY MATERIAL. SPREAD STRAW MULCH UNIFORMLY OVER THE AREA WITH MECHANICAL MULCH SPREADER / CRUMPER. DO NOT MULCH WHEN WIND VELOCITY EXCEEDS 10 MPH.
- WHEREVER THE USE OF CRIMPING EQUIPMENT IS PRACTICAL, PLACE MULCH IN THE MANNER NOTED ABOVE AND ANCHOR IT INTO THE SOIL. USE A DISC SUCH AS A MULCH TILLER, WITH A FLAT SERRATED DISC AT LEAST 1/4 INCH IN THICKNESS, HAVING DULL EDGES, AND SPACE NO MORE THAN 9 INCHES APART, WITH DISCS OF SUFFICIENT DIAMETER TO PREVENT THE FRAME OF THE EQUIPMENT FROM DRAGGING THE MULCH. ANCHOR MULCH A MINIMUM DEPTH OF 2 INCHES AND ACROSS THE SLOPE WHERE PRACTICAL WITH NO MORE THAN TWO PASSES OF THE ANCHORING EQUIPMENT.
- IMMEDIATELY UPON COMPLETION OF THE MULCHING AND BINDING OPERATION, THE SEEDED AREAS SHALL BE IRRIGATED, KEEPING THE TOP 2 INCHES OF SOIL EVENLY MOIST UNTIL SEED HAS UNIFORMLY GERMINATED AND GROWN TO A HEIGHT OF 2-INCHES.
- WATERING APPLICATION SHALL BE DONE IN A MANNER WHICH WILL PROVIDE UNIFORM COVERAGE BUT WHICH WILL NOT CAUSE EROSION, MOVEMENT, OR DAMAGE TO THE FINISHED SURFACE.

Landscape Legend:

| SYMBOL | DESCRIPTION | QTY |
|---|---|--------------|
|  | DESIGNATED PARK SPACE TO BE DESIGNED WITH FUTURE SUBMITTAL | 78,184 sf |
|  | NON-IRRIGATED WILDFLOWER NATIVE SEED MIX - ARKANSAS VALLEY OR APPROVED OTHER | 48,555 sf |
| SYMBOL | DESCRIPTION | QTY |
|  | 01 GENERAL DESCRIPTION | |
|  | NON-IRRIGATED NATIVE SEED FOOTHILLS SEED MIX - ARKANSAS VALLEY OR APPROVED OTHER | 3,184,055 sf |
|  | IRRIGATED TURF DURA-TURF FESCUE BLEND | 387,480 sf |
|  | SMOOTH RIVER COBBLE ALL SHRUB BEDS TO RECEIVE A MINIMUM 4"-6" COBBLE OVER WEED BARRIER FABRIC | 21,979 sf |
|  | STEEL EDGER, ROUNDED TOP | |
|  | EXISTING TREES | |
|  | TREE TO BE REMOVED | |
|  | TREES BY OWNER | |
|  | BOULDER | |
|  | BENCH | |
|  | STREET LIGHT | |

TB GROUP
landscape architecture | planning | illustration

444 Mountain Ave. | TEL 970.532.5891
Berthoud, CO 80513 | WEB TBGroup.us

PROJECT TITLE

SERRATOGA FALLS THIRD FILING

FINAL PLAT

TIMNATH, COLORADO

PREPARED FOR

KITCHEN LAKE PARTNERS, LLC
4040 MacArthur Blvd.,
Ste. 250
Newport Beach, CA 92660

| REVISIONS | DATE |
|-----------|----------|
| REVISIONS | 03.24.21 |
| REVISIONS | 05.25.21 |

DATE
JANUARY 22, 2021

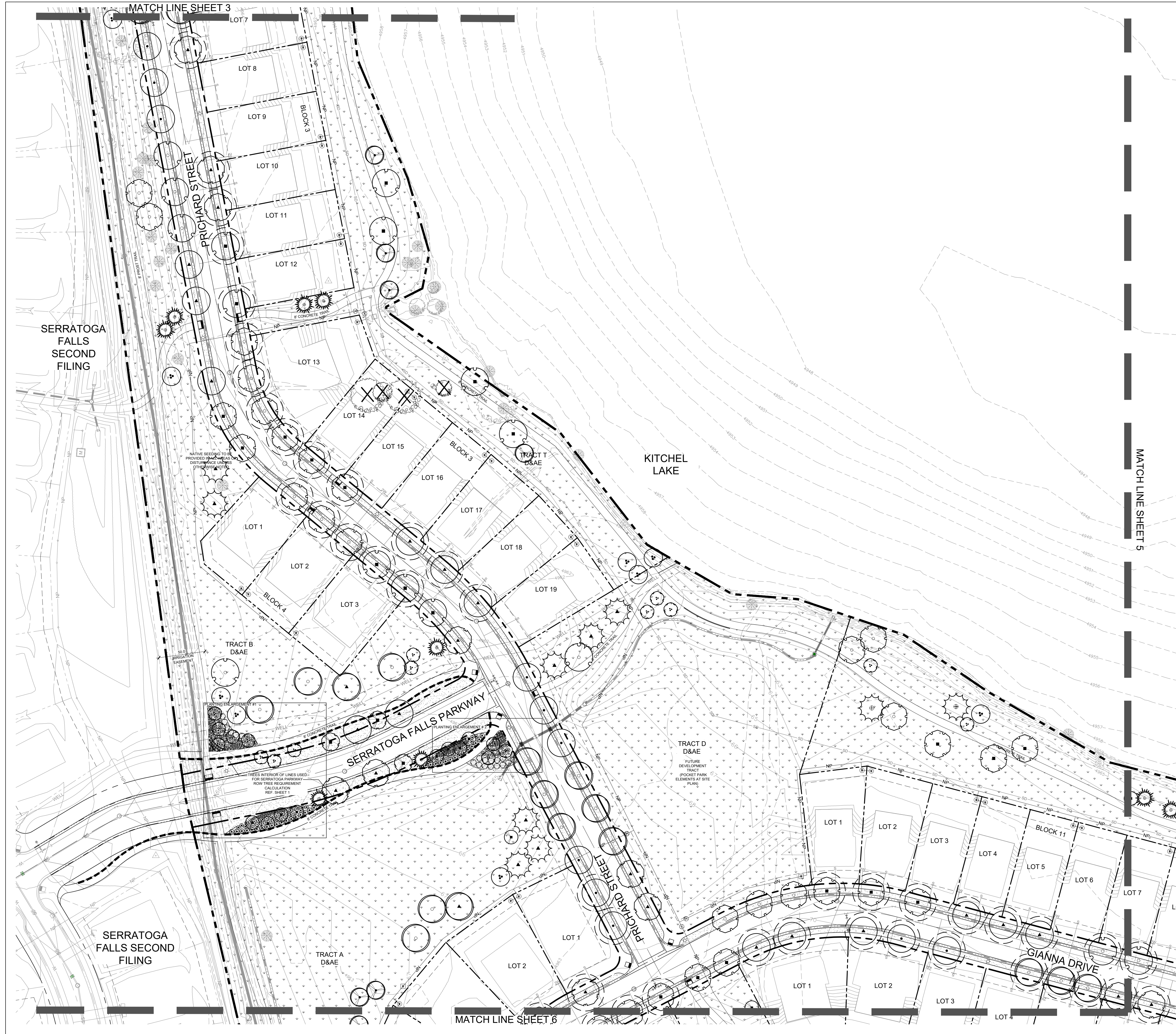
SHEET TITLE

Landscape Notes and Details

SHEET INFORMATION

Sheet Number: 2

Of 15

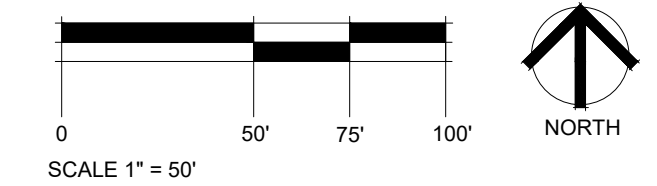


Landscape Schedule:

| DECIDUOUS TREES | QTY | BOTANICAL / COMMON NAME |
|------------------|-----|---|
| | 82 | Catalpa speciosa Western Catalpa |
| | 108 | Celtis occidentalis Western Hackberry |
| | 98 | Gleditsia triacanthos inermis 'Shademaster' Shademaster Honeylocust |
| | 104 | Gymnocladus dioica 'Espresso' Seedless Kentucky Coffeetree |
| | 63 | Platanus x acerifolia 'Exclamation' Exclamation Planetree |
| | 97 | Quercus macrocarpa Bur Oak |
| | 101 | Quercus robur English Oak |
| | 85 | Tilia americana 'Redmond' Redmond Linden |
| | 99 | Ulmus davidiana japonica 'Discovery' Discovery Elm |
| EVERGREEN TREES | QTY | BOTANICAL / COMMON NAME |
| | 62 | Picea pungens 'Bakeri' Bakeri Spruce |
| | 61 | Pinus nigra Austrian Pine |
| | 51 | Pinus ponderosa Ponderosa Pine |
| ORNAMENTAL TREES | QTY | BOTANICAL / COMMON NAME |
| | 55 | Acer ginnala 'Flame' Amur Maple |
| | 47 | Amelanchier x grandiflora 'Autumn Brilliance' 'Autumn Brilliance' Serviceberry |
| | 43 | Malus x 'Royal Raindrops' Royal Raindrops Crabapple |
| | 54 | Pyrus calleryana 'Chanticleer' Chanticleer Pear |
| | 37 | Syringa reticulata Japanese Tree Lilac |

Landscape Legend:

| SYMBOL | DESCRIPTION | QTY | DETAIL |
|--------|--|--------------|--------|
| | DESIGNATED PARK SPACE TO BE DESIGNED WITH FUTURE SUBMITTAL | 78,184 sf | |
| | NON-IRRIGATED WILDFLOWER NATIVE SEED MIX - ARKANSAS VALLEY OR APPROVED OTHER | 48,555 sf | |
| SYMBOL | DESCRIPTION | QTY | DETAIL |
| | 01 GENERAL DESCRIPTION NON-IRRIGATED NATIVE SEED FOOTHILLS SEED MIX - ARKANSAS VALLEY OR APPROVED OTHER | 3,184,055 sf | |
| | IRRIGATED TURF DURA-TURF FESCUE BLEND | 387,480 sf | |
| | SMOOTH RIVER COBBLE ALL SHRUB BEDS TO RECEIVE A MINIMUM 4"-6" COBBLE OVER WEED BARRIER FABRIC | 21,979 sf | |
| | STEEL EDGER, ROUNDED TOP | | |
| | EXISTING TREES | | |
| | TREE TO BE REMOVED | | |
| | TREES BY OWNER | | |
| | BOULDER | | |
| | BENCH | | |
| | STREET LIGHT | | |



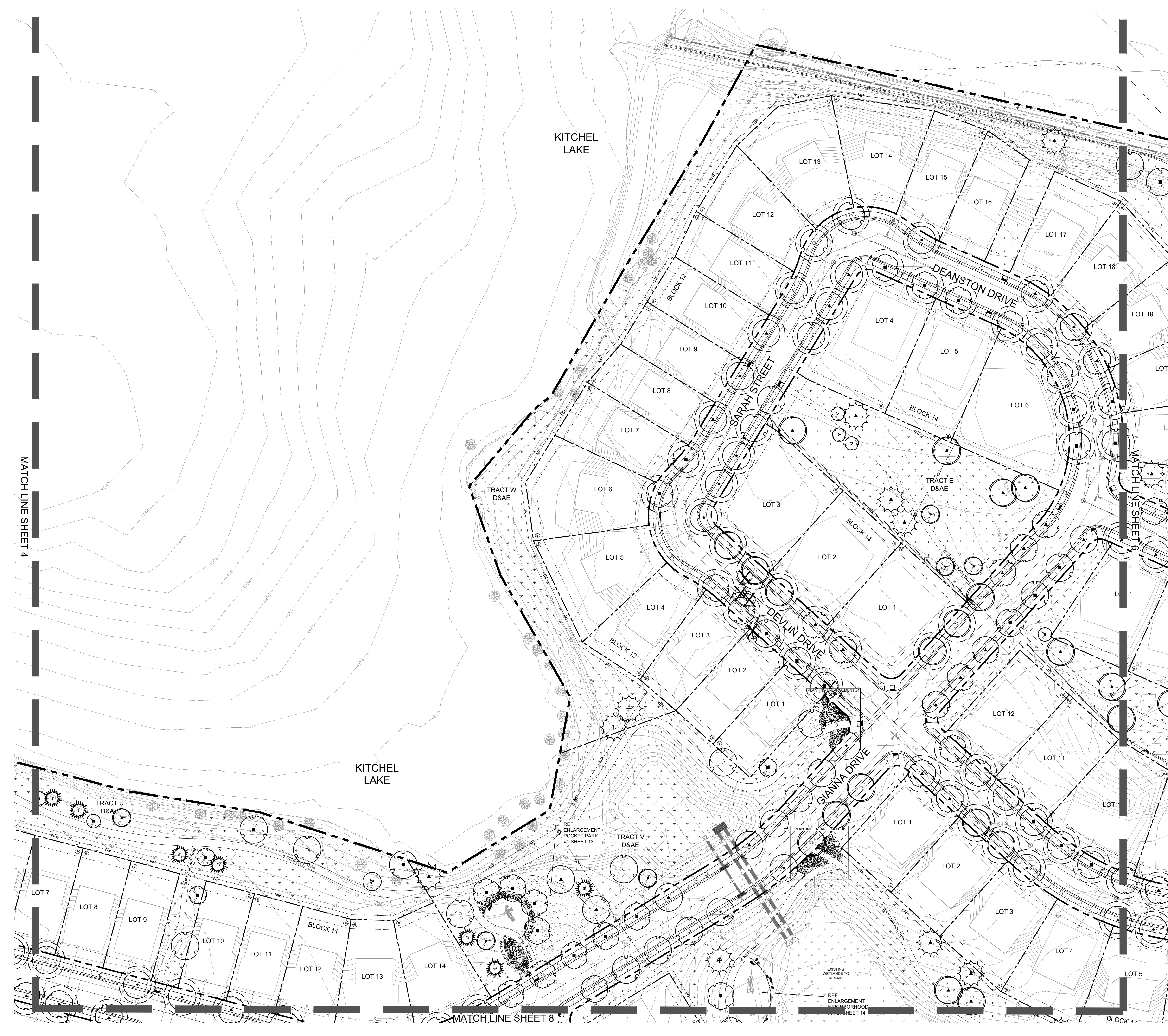
| REVISIONS | DATE |
|-----------|----------|
| REVISIONS | 03.24.21 |
| REVISIONS | 05.25.21 |

DATE
JANUARY 22, 2021

SHEET TITLE
Landscape Plan

SHEET INFORMATION
Sheet Number: 4

Of: 15

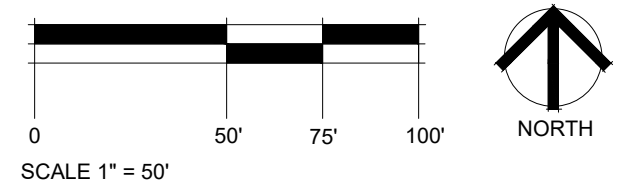


Landscape Schedule:

| DECIDUOUS TREES | QTY | BOTANICAL / COMMON NAME |
|------------------|-----|---|
| | 82 | Catalpa speciosa Western Catalpa |
| | 108 | Celtis occidentalis Western Hackberry |
| | 98 | Gleditsia triacanthos inermis 'Shademaster' Shademaster Honeylocust |
| | 104 | Gymnocladus dioica 'Espresso' Seedless Kentucky Coffeetree |
| | 63 | Platanus x acerifolia 'Exclamation' Exclamation Planetree |
| | 97 | Quercus macrocarpa Bur Oak |
| | 101 | Quercus robur English Oak |
| | 85 | Tilia americana 'Redmond' Redmond Linden |
| | 99 | Ulmus davidiana japonica 'Discovery' Discovery Elm |
| EVERGREEN TREES | QTY | BOTANICAL / COMMON NAME |
| | 62 | Picea pungens 'Bakeri' Bakeri Spruce |
| | 61 | Pinus nigra Austrian Pine |
| | 51 | Pinus ponderosa Ponderosa Pine |
| ORNAMENTAL TREES | QTY | BOTANICAL / COMMON NAME |
| | 55 | Acer ginnala 'Flame' Amur Maple |
| | 47 | Amelanchier x grandiflora 'Autumn Brilliance' 'Autumn Brilliance' Serviceberry |
| | 43 | Malus x 'Royal Raindrops' Royal Raindrops Crabapple |
| | 54 | Pyrus calleryana 'Chanticleer' Chanticleer Pear |
| | 37 | Syringa reticulata Japanese Tree Lilac |

Landscape Legend:

| SYMBOL | DESCRIPTION | QTY | DETAIL |
|--------|---|--------------|--------|
| | DESIGNATED PARK SPACE TO BE DESIGNED WITH FUTURE SUBMITTAL | 78,184 sf | |
| | NON-IRRIGATED WILDFLOWER NATIVE SEED MIX - ARKANSAS VALLEY OR APPROVED OTHER | 48,555 sf | |
| SYMBOL | DESCRIPTION | QTY | DETAIL |
| | NON-IRRIGATED NATIVE SEED FOOTHILLS SEED MIX - ARKANSAS VALLEY OR APPROVED OTHER | 3,184,055 sf | |
| | IRRIGATED TURF DURA-TURF FESCUE BLEND | 387,480 sf | |
| | SMOOTH RIVER COBBLE ALL SHRUB BEDS TO RECEIVE A MINIMUM 4"-6" COBBLE OVER WEED BARRIER FABRIC | 21,979 sf | |
| | STEEL EDGER, ROUNDED TOP | | |
| | EXISTING TREES | | |
| | TREE TO BE REMOVED | | |
| | TREES BY OWNER | | |
| | BOULDER | | |
| | BENCH | | |
| | STREET LIGHT | | |

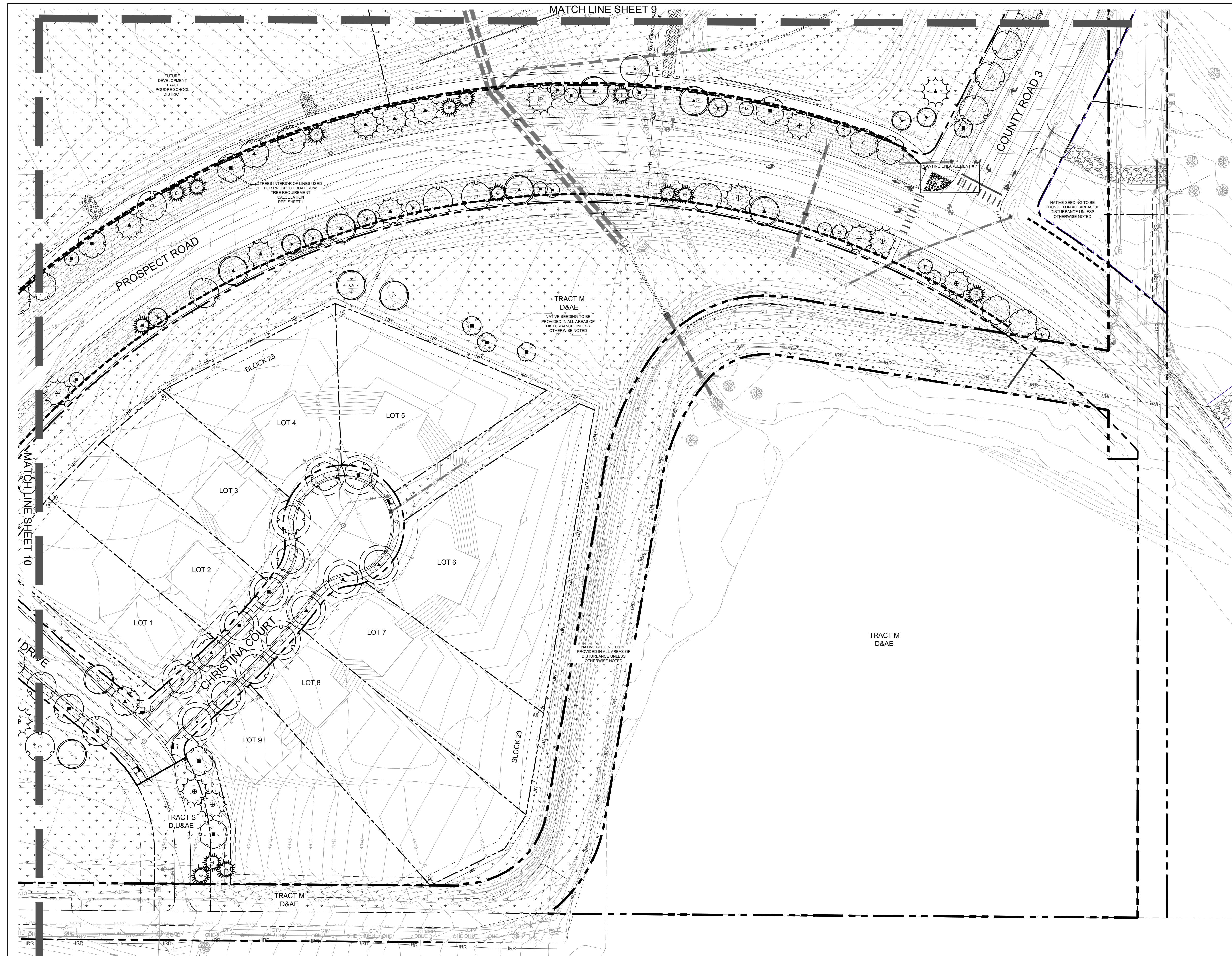


| REVISIONS | DATE |
|-----------|----------|
| REVISIONS | 03.24.21 |
| REVISIONS | 05.25.21 |
| | |
| | |
| | |
| | |
| | |
| | |
| | |
| | |

DATE
JANUARY 22, 2021

SHEET TITLE
Landscape Plan

SHEET INFORMATION
Sheet Number: 5
Of 15

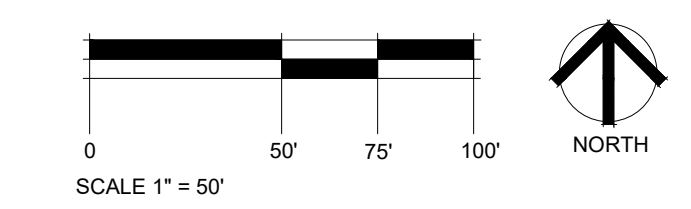


Landscape Schedule:

| DECIDUOUS TREES | QTY | BOTANICAL / COMMON NAME |
|------------------|-----|---|
| | 82 | Catalpa speciosa Western Catalpa |
| | 108 | Celtis occidentalis Western Hackberry |
| | 98 | Gleditsia triacanthos inermis 'Shademaster' Shademaster Honeylocust |
| | 104 | Gymnocladus dioica 'Espresso' Seedless Kentucky Coffeetree |
| | 63 | Platanus x acerifolia 'Exclamation' Exclamation Planetree |
| | 97 | Quercus macrocarpa Bur Oak |
| | 101 | Quercus robur English Oak |
| | 85 | Tilia americana 'Redmond' Redmond Linden |
| | 99 | Ulmus davidiana japonica 'Discovery' Discovery Elm |
| EVERGREEN TREES | QTY | BOTANICAL / COMMON NAME |
| | 62 | Picea pungens 'Bakeri' Bakeri Spruce |
| | 61 | Pinus nigra Austrian Pine |
| | 51 | Pinus ponderosa Ponderosa Pine |
| ORNAMENTAL TREES | QTY | BOTANICAL / COMMON NAME |
| | 55 | Acer ginnala 'Flame' Amur Maple |
| | 47 | Amelanchier x grandiflora 'Autumn Brilliance' 'Autumn Brilliance' Serviceberry |
| | 43 | Malus x 'Royal Raindrops' Royal Raindrops Crabapple |
| | 54 | Pyrus calleryana 'Chanticleer' Chanticleer Pear |
| | 37 | Syringa reticulata Japanese Tree Lilac |

Landscape Legend:

| SYMBOL | DESCRIPTION | QTY |
|--------|---|--------------|
| | DESIGNATED PARK SPACE TO BE DESIGNED WITH FUTURE SUBMITTAL | 78,184 sf |
| | NON-IRRIGATED WILDFLOWER NATIVE SEED MIX - ARKANSAS VALLEY OR APPROVED OTHER | 48,555 sf |
| | 01 GENERAL DESCRIPTION | QTY |
| | NON-IRRIGATED NATIVE SEED FOOTHILLS SEED MIX - ARKANSAS VALLEY OR APPROVED OTHER | 3,184,055 sf |
| | IRRIGATED TURF DURA-TURF FESCUE BLEND | 387,480 sf |
| | SMOOTH RIVER COBBLE ALL SHRUB BEDS TO RECEIVE A MINIMUM 4"-6" COBBLE OVER WEED BARRIER FABRIC | 21,979 sf |
| | STEEL EDGER, ROUNDED TOP | |
| | EXISTING TREES | |
| | TREE TO BE REMOVED | |
| | TREES BY OWNER | |
| | BOULDER | |
| | BENCH | |
| | STREET LIGHT | |



| REVISIONS | DATE |
|-----------|----------|
| REVISIONS | 03.24.21 |
| REVISIONS | 05.25.21 |
| | |
| | |
| | |
| | |
| | |
| | |
| | |
| | |

DATE
JANUARY 22, 2021

SHEET TITLE
Landscape Plan

SHEET INFORMATION
Sheet Number: 11
Of: 15

